



Indigenous insight

NEWSLETTER

National Newsletter Spring 2023

Ce bulletin est aussi disponible en français.

The Indigenous liaison program supports Indigenous communities in making the best possible use of Statistics Canada's information and services.

To subscribe to this newsletter, send an email to the regional advisor in your area.

Contents:

First Nations people, Métis and Inuit in Canada

Recent Releases

Study: Online harms faced by youth and young adults: The prevalence and nature of cybervictimization

Police-reported crime in rural and urban areas in the Canadian provinces

Study: Rising prices and the impact on the most financially vulnerable: A profile of those in the bottom family income quintile

The Learning Corner

Indigenous Statistical Capacity Development Initiative: Build Your Statistical Capacity

Did You Know?

Research to Insights: Consumer price inflation, recent trends and analysis

You May Also Like

Commuting in Canada during the COVID-19 pandemic. What changed from 2016 to 2021?

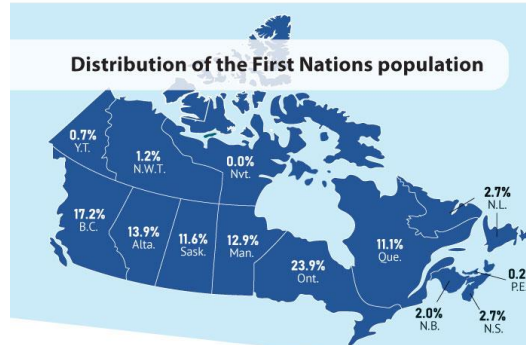
First Nations people, Métis and Inuit in Canada



First Nations people, Métis and Inuit in Canada

In 2021, the Census of Population counted more than **1.8 million (1,807,250)** Indigenous people in Canada, making up **5%** of the country's total population. The Indigenous population grew by **9.4%** from 2016 to 2021.

Distribution of the First Nations population



First Nations population
1,048,405

Growth (2016 to 2021):
+9.7%

Among the **753,110** First Nations people with Registered or Treaty Indian status, **41%** lived on reserve and **59%** lived off reserve.

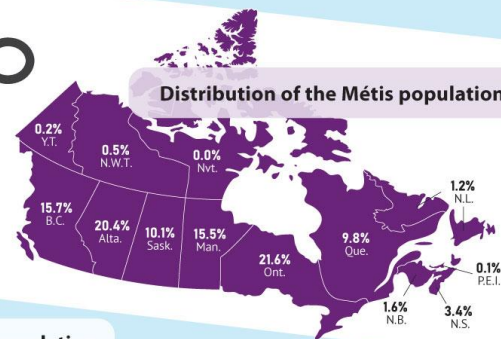
Métis population

624,220

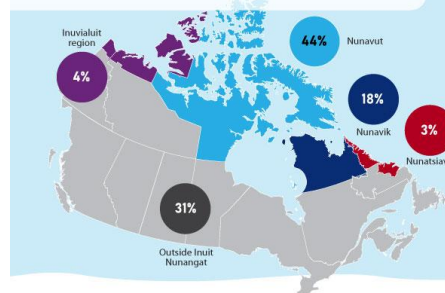
Growth (2016 to 2021):
+6.3%

224,655 people reported membership in a Métis organization or settlement.

Distribution of the Métis population



Distribution of the Inuit population



Inuit population
70,545

Growth (2016 to 2021): +8.5%

The majority of Inuit lived in Inuit Nunangat (**69.0%**).

Source: Statistics Canada, Census of Population, 2021.

*The growth rates for the period from 2016 to 2021 were adjusted for incompletely enumerated reserves and settlements.

© His Majesty the King in Right of Canada, as represented by the Minister of Industry, 2022

Indigenous Liaison Program Contacts:

Acting National Manager

Renata Andres

P: (306) 491-0482

renata.andres@statcan.gc.ca

Senior Advisor

Jerry Potts

P: (403) 965-3018

jerry.potts@statcan.gc.ca

Raelyn Thomson

P: (343) 551-7364

raelyn.thomson@statcan.gc.ca

British Columbia

Mary Song

P: (778) 392-6859

mary.song@statcan.gc.ca

Alberta

Kathleen Crowe

P: (587) 338-8909

kathleen.crowe@statcan.gc.ca

Saskatchewan

Helen Tootoosis

P: (306) 480-2922

helen.huntertootoosis@statcan.gc.ca

Manitoba

Raymond Watkins

P: (403) 498-4297

raymond.watkins@statcan.gc.ca

Inuit Nunangat

Tommy Akulukjuk

P: (343) 573-8423

tommy.akulukjuk@statcan.gc.ca

Inuit Nunangat

Stephanie Kootoo-Chiarello

P: (613) 668-9553

stephanie.kootoo-chiarello@statcan.gc.ca

Ontario

Melinda Commanda

P: (705) 522-9221

melinda.commanda@statcan.gc.ca

Québec

Sean Rivard

P: (514) 496-8799

sean.rivard@statcan.gc.ca

Recent Releases

Tuesday, 2023-02-21

[Study: Online harms faced by youth and young adults: The prevalence and nature of cybervictimization](#)

Monday, 2023-02-20

[Police-reported crime in rural and urban areas in the Canadian provinces](#)

Wednesday, 2023-02-08

[Study: Rising prices and the impact on the most financially vulnerable: A profile of those in the bottom family income quintile](#)

Learning Corner

Indigenous Statistical Capacity Development Initiative: Build Your Statistical Capacity

The Centre for Indigenous Statistics and Partnerships' Indigenous Statistical Capacity Development Initiative enables Indigenous organizations and communities to develop and sustain their own statistical capacity by providing training on various topics as they relate to statistics.

The following instructor-led online training sessions will be offered to First Nations, Métis and Inuit communities and members from Indigenous organizations in April, May and June:

Date	Workshop
April 25-26, 2023 1:00-3:30pm (ET)	Using Indigenous data from the 2021 Census (2 half-day course offered in English) Conducted every five years, the Census of Population is the most comprehensive source of data on the demographic, social and economic characteristics of Canadians. This course will explore the 2021 Census of Population data available and enhance participants' ability to use to support their community and organization's needs. This course will provide participants with a basic understanding of the methodology and processes involved in conducting the census, and will explore census geographies, universes and variables used within the census with a focus on the Indigenous population. This course will also demonstrate how to use Census Program website tools and how to find and use census data on the Statistics Canada Website.
May 2-3, 2023 1:00-3:00pm (ET)	Introduction to Statistics (2 half-day course offered in English) This course will provide participants with a basic understanding of statistics, including key statistical concepts, how data can be interpreted using statistics, and how statistics can help to understand a particular topic of interest. The course will also discuss how descriptive statistics, including averages and distributions are calculated and interpreted
May 4, 2023 1:00-2:30pm (ET)	Navigating the Statistics Canada Website (offered in English) This course is an introduction to the Statistics Canada website. The course will guide participants through the main sections of the website, focusing on how to access Indigenous statistics as well as how to find key indicators, community-level data, and census data products.

Atlantic Provinces

Sheila Pelkey

P: (506) 446-9798

sheila.pelkey@statcan.gc.ca

Stay Connected with Statistics Canada:

Visit the [Stay Connected](#) portal on Statistics Canada's website



No endorsement of any social media products or services is expressed or implied.

Follow Statistics Canada on Twitter and Facebook

https://twitter.com/statcan_eng

<https://www.facebook.com/StatisticsCanada>

About the Newsletter

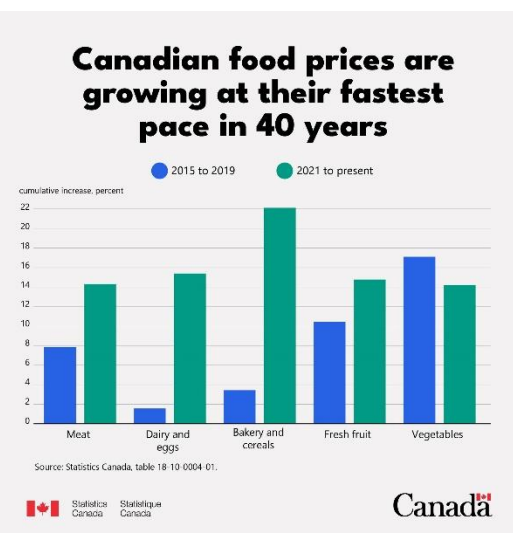
Communities, organizations and businesses have specific information needs. Statistics Canada's Indigenous Liaison Program is dedicated to serving you with this newsletter, as well as with ongoing learning and sharing activities.

May 9-10, 2023 1:00-2:30pm (ET)	Preparing Funding Proposals (2 half-day course offered in English) This course will discuss different components of funding proposals, including developing an idea into a plan, identifying potential funding opportunities, finding the data needed to support the proposal, and how to write the proposal using the data identified.
May 16-18, 2023 1:00-3:00pm (ET)	Surveys from Start to Finish (3 half-day course offered in English) This course will provide participants with the basic knowledge needed to understand and evaluate surveys by walking through the steps of the survey process. Topics include questionnaire design, data collection methods, working with the data collected and communicating the results in an accessible way.
June 1, 2023 1:00-2:30pm (ET)	Navigating the Statistics Canada Website (offered in French) This course is an introduction to the Statistics Canada website. The course will guide participants through the main sections of the website, focusing on how to access Indigenous statistics as well as how to find key indicators, community-level data, and census data products.
June 19-20/14-15, 2023 1:00-3:00pm (ET)	Preparing Funding Proposals (2 half-day course offered in French) This course will discuss different components of funding proposals, including developing an idea into a plan, identifying potential funding opportunities, finding the data needed to support the proposal, and how to write the proposal using the data identified.

If you are interested in participating in any of these workshops, please contact us at: statcan.cisp-iscdicspa-idcsa.statcan@canada.ca

Did You Know?

Research to Insights: Consumer price inflation, recent trends and analysis



Food inflation has become increasingly broad-based as supply chain issues, labour shortages, transportation costs, weather events and geopolitical developments put upward pressure on prices.

To learn more about consumer price inflation, determinants of higher prices, recent trends and analysis, check out the latest report:

[Research to Insights: Consumer price inflation, recent trends and analysis](https://www150.statcan.gc.ca/n1/pub/28-263-x/2023001/article/00001-eng.htm) (statcan.gc.ca)

Questions or Comments?

Please contact one of the Indigenous Liaison Advisors in your area as listed above.

Help us spread the word

If you know an organization or person that may benefit from what this newsletter has to offer, please pass it on or put them in contact with us.

Indigenous Liaison Program



The [Indigenous Liaison Program](#) serves as a bridge between Statistics Canada and First Nations, Métis and

Inuit communities and Indigenous organizations.

You may also like

Commuting in Canada during the COVID-19 pandemic. What changed from 2016 to 2021?



Commuting in Canada during the COVID-19 pandemic: What changed from 2016 to 2021?

In 2021, **13 million** Canadians commuted to work:



This represents **2.8 million** fewer commuters than in 2016, a decrease of **17.8%**.

In 2021, **4.2 million** people worked at home (24.3%), over **3 times** the 2016 level.



In 2021, **11 million** Canadians commuted to work by car, truck or van, either as a driver or a passenger.



This represents a decline of **13.2%** from 2016.

The average commute in 2021 took **23.7 minutes**, a decrease of **2.5 minutes** from 2016.



Changes in commuting in large cities

	MONTREAL	TORONTO	VANCOUVER	QUEBEC	OTTAWA-GATINEAU	WINNIPEG	CALGARY	EDMONTON
Car commuting times in minutes, 2021	24.9	27.6	25.6	19.5	22.8	21.5	22.7	23.0
Change from 2016 (in minutes)	-1.9	-2.7	-1.7	-1.8	-2.1	-1.2	-1.4	-1.2
% change in number of public transit commuters from 2016	-43.0%	-56.5%	-38.1%	-43.6%	-63.6%	-45.9%	-58.7%	-55.2%

Sources: Statistics Canada, Census of Population, 2016 and 2021.

© His Majesty the King in Right of Canada, as represented by the Minister of Industry, 2022



www.statcan.gc.ca/census



In 2021, 13 million Canadians commuted, this represents **2.8 million** fewer commuters than in 2016, a decrease of **17.8%**.

In 2021, **4.2 million** people worked at home (24.3%), over **3 times** the 2016 level.



Statistics Canada
Statistique Canada

